


Key to species of *Centrogenys*

- ① Pored lateral-line scales (PLS) 37–46
- ② Scale rows in longitudinal series (SRLS) 36–47
- ③ Pectoral-fin rays (P1) 14 (rarely 15)

- ① PLS 31–36
- ② SRLS 31–36
- ③ P1 modally 15 (sometimes 14)

C. algrahami


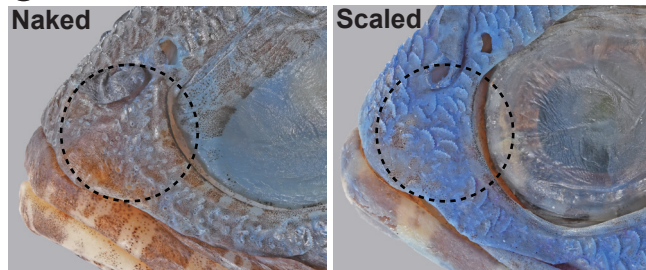
Large-headed False-scorpionfish



Distribution: northern and eastern Australia.

Habitat depth: 3–74 m. **Size:** 65 mm SL.


- ② Lateral side of snout



- ① Dorsal-fin spines 14
- ② Lateral side of snout naked
- ③ Membrane between dorsal-fin spines naked


C. vaigiensis

False scorpionfish



Distribution: Indo-West Pacific (ex. Australia).

Habitat depth: 0–24 m. **Size:** 122 mm SL.




- ③ Interspinous dorsal-fin membranes naked

- ① Dorsal-fin spines 13 (rarely 14)
- ② Lateral side of snout scaled
- ③ Membrane between dorsal-fin spines with scale patch

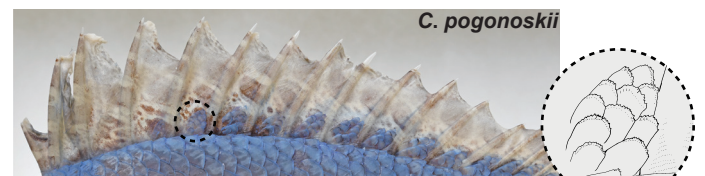
C. pogonoskii

Scaled false-scorpionfish



Distribution: western, northern and eastern Australia.

Habitat depth: 0–28 m. **Size:** 118 mm SL.



- ③ Interspinous dorsal-fin membranes with scale patches